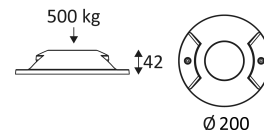



ELNE 2


- Outdoor luminaire for traffic.
- Two windows.
- With cable inlet and outlet.
- Carriage resistance 500kg.
- Non-dimmable converter built in the device.


This product contains 2 light source(s) of energy efficiency G.





| CODE | COLOR | MATERIAL | AC | LED | T° (K) | LED Lumen | System Lumen |
|-----------|------------|-----------|---------|------|--------|-----------|--------------|
| OU451WW24 | ANTHRACITE | ALUMINIUM | AC 230V | 2x6W | 3000K | 800 Lm | 343 Lm |


 Ground mounting only.

 Outdoor use.


 IP 67 Dust-tight. Watertight (immersible).


 IK 10 Protection against an impact energy of 20 Joules.


 Earth wire . Fixture equipped with primary insulation only.


 CE Product in conformity CE.


 CRI >80


 LED L70B50 50,000h LED specifications.

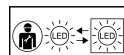
 RG1 Photobiological risk RG1

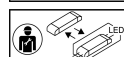
 650° Test on 650°.

 Power supply included.

 3 3 years warranty.

 Photometric data available on our website: www.indigo-lighting.com

 Replaceable LED light source by an electrician.

 Replaceable control gear by an electrician.