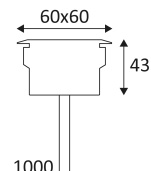






GL022


This product contains 1 light source(s) of energy efficiency F.





CODE	MATERIAL	DC	LED	T° (K)	LED Lumen	System Lumen
GL02227	STAINLESS STEEL 316	DC 350mA 3V	1W	2700K	80 Lm	8 Lm
GL022WW	STAINLESS STEEL 316	DC 350mA 3V	1W	3000K	90 Lm	8 Lm
GL022NW	STAINLESS STEEL 316	DC 350mA 3V	1W	4000K	90 Lm	10 Lm


ACCESSOIRES	MATERIAL	DESCRIPTION	L (mm)
TUBE50	ALUMINIUM	INSTALLATION TUBE 56x150mm	150
JB2		IP68 3-OUTLET SERIES JUNCTION BOX	
JB4		IP68 SERIES CONNECTION BOX WITH GEL	
JB6		IP68 CONNECTOR WITH GEL	
WCR275BLACK		H05RN-F CABLE 2x0.75mm² 1m	


CODE	Watt Max	PRI	SEC	INPUTS	OUTPUTS	Max Case T°	Max Amb. T°
PLR35015	1-5W	AC 230V	DC 350mA	1	1	70°C	40°C
PLU35019	1-9W	AC 230V	DC 350mA	1	1	55°C	40°C
PSIP3509W	1-9W	AC 230V	DC 350mA	1	1	85°C	50°C
PSIP35018W	9-18W	AC 230V	DC 350mA	1	1	85°C	50°C


 Recessed wall mounting only.


 Recessed floor mounting only.

 Indoor and outdoor use.

 IP68 Totally protected against dust, Protected against prolonged effect of immersion under pressure (2m).

 IK07 Protection against an impact energy of 2 Joules.

 Product can be connected to low-voltage systems. A safety extra low voltage luminaire in which voltages higher than those of SELV are not generated.

 Hole cut to insert luminaire (50mm)





Beam 30°.



Product in conformity CE.



Colour rendering index >80.



LED specifications.



Power supply not included.



Series connection.



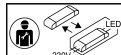
Connect to a constant current Led power supply of 350mA DC.



Clean regularly with a suitable product to prevent corrosion. No mordant or abrasive material.



7 years warranty.



Replaceable control gear by an electrician.