







| SPOTS GU10 - GU5.3 | PAGINA 2024 |  | AFMETINGEN (mm) | IP X |  | Watt Max | 12 V | 230 V | RE 2020 |
|-----------------------|-------------|--|-----------------|------|--|----------|------|-------|---------|
| KSA 1002 R GU10 AUTO | 23 | 60 | 78 | 23 | | 50W | | V | |
| KASA R GU10 | 24 | 60 | 78 | 23 | | 10W | | V | |
| ALA1013 RX GU10 AUTO | 26 | 68 | 82 | 23 | 30° | 50W | | V | |
| ALA1013 SX GU10 AUTO | 26 | 68 | 82x82 | 23 | 30° | 50W | | V | |
| HD1050 R GU10 | 32 | 68 | 82 | 65 | | 50W | | V | V |
| HD1070 R GU5.3 | 32 | 68 | 82 | 65 | | 50W | V | | V |
| IPHO R GU10 AUTO | 35 | 68 | 83 | 44 | | 20W | | V | V |
| IPHO S GU10 AUTO | 35 | 68 | 83x83 | 44 | | 20W | | V | V |
| KSA 1012 RX GU10 AUTO | 23 | 75 | 82 | 23 | 30° | 50W | | V | |
| KASA RX GU10 | 24 | 75 | 82 | 23 | 30° | 10W | | V | |
| BALI R GU10 | 30 | 75 | 83 | 20 | | 10W | | V | |
| DLK2072 RX GU10 | 28 | 82 | 90 | 23 | 30° | 50W | | V | |
| COMO RX GU10 | 31 | 83 | 90 | 20 | 25° | 10W | | V | |
| FIJI R GU10 | 30 | 85 | 90 | 20 | | 10W | | V | |
| KS1800 RX GU10 AUTO | 28 | 90 | 103 | 23 | 30° | 50W | | V | |



| SPOTS | PAGINA 2024 |  | AFMETINGEN (mm) | IP X |  | CCT | LED | UGR <19 | LED 230V |  | BLADVEREN |  |
|----------------|-------------|---|-----------------|------|---|----------------------|---------|---------|----------|---|-----------|---|
| TIBLI R-B | 38 | 25 | 30 | 20 | | | 1,2W | V | | Optioneel | V | |
| SPOTI R-B | 39 | 35 | 40 | 44 | | | 4,5W | V | | | V | V |
| DOTS | 82 | 39x35 | 48x44 | 20 | | | 3W | V | | V | | |
| LASY RX | 38 | 42 | 52 | 44 | 30° | | 1W | | | | | V |
| LISY RD | 44 | 45 | 55 | 23 | | | 4,5W | | | V | | |
| MOWI RD | 66 | 45 | 55 | 23 | | | 6W | V | | V | | |
| RONGA 1 RDX-B | 76 | 47 | 50 | 23 | 30° | | 7W | | | V | V | |
| KALI R-230 B | 40 | 55 | 72 | 20 | | | 4,7W | | V | | V | V |
| KACI R-B | 41 | 55 | 70 | 44 | | | 3W | | | | V | V |
| TIPI RX | 42 | 55 | 64 | 44 | 30° | | 3W | | | | | V |
| TIPI SX | 42 | 55 | 64x64 | 44 | 30° | | 3W | | | | | V |
| LISY RDX | 44 | 58 | 66 | 23 | 20° | | 4,5W | | | V | | |
| H2 LITE SELECT | 50 | 60-80 | 90 | 65 | | 2700-3000-4000K | 5,4W | | | V | | V |
| RONGA 2 RDX-B | 77 | 62 | 65 | 23 | 30° | | 9W | | | V | V | |
| RONGA 3 RDX-B | 77 | 62 | 65 | 23 | 30° | | 12W | | | V | V | |
| KORY R | 46 | 68 | 88 | 65 | | 2700-3000-4000K | 6W | | | | | V |
| KORY R SENSOR | 46 | 68 | 88 | 65 | | 2700-3000-4000K | 6W | | | | | V |
| BRAVA RD-230 | 48 | 68 | 85 | 65 | | 2700-3000-4000K | 5W | | V | V | | V |
| BRAVA RDH-230 | 49 | 68 | 85 | 65 | | 2700-3000-4000K | 5W | | V | V | | V |
| DEBI RD-230 | 52 | 68 | 82 | 65 | | 2700-3000-4000-6000K | 5W | | V | V | | V |
| DEBI RD | 52 | 68 | 82 | 65 | | 2700-3000-4000-6000K | 6W | | | V | | V |
| IENA RDX-230 | 54 | 68 | 82 | 65 | 30° | 2700-3000-4000-6000K | 5W | | V | V | | V |
| IENA RDX | 54 | 68 | 82 | 65 | 30° | 2700-3000-4000-6000K | 6W | | | V | | V |
| BORA RDX-230 | 56 | 68 | 86 | 65 | 25° | 2700-3000-4000-6500K | 5W | | V | V | | V |
| BORA RDX | 57 | 68 | 86 | 65 | 30° | 2700-3000-4000-6000K | 7W | | | V | | V |
| BORA SDX | 57 | 68 | 86x86 | 65 | 30° | 2700-3000-4000-6000K | 7W | | | V | | V |
| ALEX RDX | 58 | 68 | 85 | 65 | 25° | 2700-3000-4000-6500K | 6W | | | V | | V |
| AL1014 RX | 60 | 68 | 82 | 44 | 20° | | 6W | | | | | V |
| AL1014 RDX | 60 | 68 | 82 | 44 | 20° | | 9W | | | V | | |
| ALIS 1014 RDX | 61 | 68 | 82 | 65 | 30° | | 6W | | | V | | V |
| LARY RD | 62 | 68 | 82 | 65 | | | 9W | V | | V | | V |
| LARY SD | 62 | 68 | 82x82 | 65 | | | 9W | V | | V | | V |
| IPHO 82 RD | 64 | 68 | 83 | 65 | | | 9W | V | | V | | V |
| IPHO 82 SD | 64 | 68 | 83x83 | 65 | | | 9W | V | | V | | V |
| SWEET RD | 68 | 68 | 76 | 54 | | | 8W | V | | V | | |
| COPE RD | 67 | 68 | 80 | 65 | | | 7W | V | | V | | V |
| EPI RD | 67 | 68 | 85 | 65 | | | 7W | V | | V | | V |
| SILK RDX | 70 | 68 | 76 | 44 | 30° | | 6W | V | | V | | V |
| SILK RDX WARM | 71 | 68 | 76 | 44 | 30° | DIM TO WARM | 6W | V | | V | | V |
| ABY 1 RD | 74 | 68 | 75 | 23 | | | 6,5W | | | V | | |
| H2 LITE CSP | 51 | 68-72 | 90 | 65 | | 2700-3000-4000K | 4,2W-6W | | | V | | V |
| MARY RDX-230 | 45 | 75 | 90 | 23 | 30° | | 7,5W | | V | V | | V |
| AL3012 RD | 72 | 75 | 82 | 44 | | | 9W | | | V | | |
| AL3012 RD WARM | 72 | 75 | 82 | 44 | | DIM TO WARM | 6W | | | V | | V |
| SYLA RD-B | 73 | 75 | 82 | 23 | | | 10W | | | V | V | |
| GARI | 84 | 78 | 85 | 23 | 30° | | 7W | V | | V | | |
| DUCA | 86 | 78 | 85 | 23 | 30° | | 7W | V | | V | | |
| LENA | 88 | 78x78 | 85x85 | 23 | 30° | | 7W | V | | V | | |
| ABY 2 RD | 75 | 80 | 85 | 23 | | | 9W | | | V | | |
| ABY 3 RD | 75 | 92 | 98 | 23 | | | 15W | | | V | | |
| DOTS | 82 | 93x35 | 102x44 | 20 | | | 6W | V | | V | | |
| AL1015 RX | 80 | 95 | 110 | 23 | 20° | | 12W | V | | | | |
| AL1015 SX | 80 | 95 | 110x110 | 23 | 20° | | 12W | V | | | | |
| JADE RDX | 78 | 96 | 110 | 20 | 90° | | 12W | | | V | | |
| GARI POWER | 85 | 100 | 115 | 23 | 30° | | 13W | V | | V | | |
| DUCA POWER | 87 | 100 | 115 | 23 | 30° | | 13W | V | | V | | |
| LENA POWER | 89 | 102x102 | 115x115 | 23 | 30° | | 13W | V | | V | | |
| ALLY 3 RDX | 79 | 105 | 110 | 20 | 45° | | 10W | V | | V | | |
| ALLY 4 RDX | 79 | 128 | 135 | 20 | 45° | | 14W | V | | V | | |
| AL2014 SDX | 61 | 155x78 | 170x90 | 23 | 20° | | 2x9W | | | V | | |
| DOTS | 82 | 173x35 | 182x44 | 20 | | | 12W | V | | V | | |
| SORA POWER | 90 | 192x102 | 209x115 | 23 | 30° | | 2x13W | V | | V | | |
| DOTS | 82 | 253x35 | 262x44 | 20 | | | 16W | V | | V | | |
| DOTS | 82 | 333x35 | 342x44 | 20 | | | 20W | V | | V | | |



INDIGO




LIGHTING

CATALOGUS 2024

CLASSIFICATIE VOLGENS MONTAGEDIAMETER



| HALF INBOUW | PAGINA 2024 |  (mm) | AFMETINGEN (mm) | IP X | X° | Watt Max | CCT | LED | UGR <19 |  | BLADVEREN |
|-----------------------|-------------|--|-----------------|------|-----|----------|-----------------|-------------|---------|---|-----------|
| JOY RX | 107 | 35 | 39 | 20 | 90° | | | 4,5W | V | | |
| OKTO RX GU10 | 95 | 44 | 57 | 20 | 85° | 10W | | | | | |
| EDDY RX | 106 | 52 | 60 | 20 | 90° | | | 2W | V | | |
| FILI 5 RX-B GU10 AUTO | 97 | 58 | 68 | 20 | 90° | 10W | | | | | V |
| FILI 5 RDX-B | 109 | 58 | 67 | 20 | 90° | | | 14W | | V | V |
| AKIS R GU10 | 95 | 65 | 74 | 20 | | 10W | | | | | |
| CLARA 1 RDX | 98 | 65 | 70 | 20 | 90° | | | 3W | V | V | |
| SIRA R | 114 | 65-180 | 225 | 23 | | | 3000-4000-6000K | 18W | | | |
| SIRA R SENSOR IR | 114 | 65-180 | 225 | 20 | | | 3000-4000-6000K | 12W-15W-18W | | | |
| CLIC RDX MINI | 104 | 68 | 78 | 20 | 90° | | | 8W | V | V | |
| ALLY 1 RX | 100 | 70 | 75 | 20 | 90° | | | 9W | V | | |
| ALLY 1 RDX | 100 | 70 | 75 | 20 | 90° | | | 10W | V | V | |
| ALLY 2 RX | 102 | 80 | 93 | 20 | 90° | | | 13W | V | | |
| ALLY 2 RDX | 102 | 80 | 93 | 20 | 90° | | | 14W | V | V | |
| DEAN RX | 110 | 80 | 94 | 20 | 90° | | | 26W | V | | |
| DEAN RDX PLUS | 110 | 80 | 94 | 20 | 90° | | 2700-3000-4000K | 28W | V | V | |
| KARL 1 RDX | 112 | 90 | 100 | 20 | 90° | | 3000-3500-4000K | 13W | V | V | |
| CLIC RDX | 104 | 94 | 100 | 20 | 90° | | | 13W | V | V | |
| FILI 1 RX GU10 AUTO | 96 | 102 | 112 | 20 | 45° | 10W | | | | | |
| KARL 2 RDX | 112 | 120 | 130 | 20 | 90° | | 3000-3500-4000K | 26W | V | V | |
| FILI 1 RX-B | 108 | 125 | 136 | 20 | 45° | | | 10W | | | V |
| CLARA 2 RDX | 98 | 130x65 | 135x70 | 20 | 90° | | | 2x3W | V | V | |

| DOWNLIGHTS | PAGINA 2024 |  (mm) | AFMETINGEN (mm) | IP X | X° | CCT | LED | UGR <19 | LED 230V |  |  |
|-----------------|-------------|--|-----------------|------|-----|----------------------|---------|---------|----------|---|---|
| DAX RD-230 | 118 | 68 | 85 | 65 | | 2700-3000-4000-6000K | 6W | | V | V | V |
| CURLI 1 RD | 126 | 70 | 76 | 23 | | | 10W | V | | V | |
| CURLI 2 RD | 127 | 85 | 92 | 23 | | | 15W | V | | V | |
| SENSO R-230 | 118 | 90 | 115 | 44 | | 2700-3000-4000K | 9W | | V | | |
| LYON 1 R | 130 | 95 | 110 | 44 | | | 15W | V | | Optioneel | |
| THEA LITE CSP 1 | 122 | 100 | 120 | 54 | | 3000-4000-6000K | 10W | | | Optioneel | |
| CURLI 3 RD | 127 | 120 | 128 | 23 | | | 25W | V | | V | |
| LYON 2 R | 131 | 125 | 135 | 44 | | | 25W | V | | Optioneel | |
| AL1016 RX | 136 | 140 | 158 | 23 | 20° | | 26W | V | | | |
| THEA PRO 1 | 128 | 145-180 | 195 | 65 | | | 10W-14W | | | Optioneel | |
| THEA LITE CSP 2 | 123 | 150 | 170 | 54 | | 3000-4000-6500K | 14W | | | Optioneel | |
| LYON 3 R | 132 | 150 | 160 | 44 | | | 30W | V | | Optioneel | |
| TIGA 1 RD | 120 | 155 | 170 | 44 | | 3000-4000-6000K | 12W | | | V | |
| IZA 1 SDX | 134 | 162x162 | 176x176 | 20 | 30° | 3000-4000K | 24W | | | V | |
| THEA PRO 2 | 129 | 165-200 | 220 | 65 | | | 14W-25W | | | Optioneel | |
| LYON 4 R | 133 | 175 | 186 | 44 | | | 40W | V | | Optioneel | |
| SPIRA 1 RX PLUS | 138 | 175 | 186 | 23 | 80° | 2700-3000-4000K | 40W | | | | |
| THEA LITE CSP 3 | 123 | 200 | 220 | 54 | | 3000-4000-6500K | 20W | | | Optioneel | |
| TIGA 2 RD | 120 | 205 | 220 | 44 | | 3000-4000-6000K | 18W | | | V | |
| FOX 2 RD | 124 | 210 | 240 | 23 | | | 19W | | | V | V |
| SPIRA 3 RX | 138 | 215 | 235 | 23 | 80° | | 60W | | | | |
| TIGA 3 RD | 120 | 225 | 240 | 44 | | 3000-4000-6000K | 24W | | | V | |
| FOCEA 1 SX PLUS | 140 | 225x135 | 240x150 | 23 | 80° | 2700-3000-4000K | 40W | | | | |
| FOCEA 2 SX | 140 | 225x135 | 240x150 | 23 | 80° | | 60W | | | | |
| IZA 2 SDX | 134 | 300x162 | 320x176 | 20 | 30° | 3000-4000K | 2x24W | | | V | |